



All'estetica del legno si aggiungono le caratteristiche del gres che rendono questo materiale superiore per resistenza all'abrasione profonda, all'acqua, al calore e agli agenti chimici.
Il giusto compromesso fra innovazione e tradizione.

essenza
naturale

white

1560CTG001
15x60 - 6"x24"

natural essence

We have added to the beauty of wood, features of porcelain stoneware that make this excellent material resistance to deep abrasion, water, heat and chemical agents. The perfect balance between innovation and tradition.

essence naturelle

Nous avons ajouté à la beauté du bois les caractéristiques du grès cérame qui font cet excellent matériau résistant à l'abrasion, l'eau, la chaleur et les produits chimiques. Le parfait équilibre entre innovation et tradition.


natürliche Essenz

Wir haben, um die Schönheit des Holzes durch charakteristische Porzellan-Fliesen, die diese hervorragende Material resistent gegen tiefen Verschleiß, Wasser, Wärme und Chemikalien machen aufgenommen. Die ideale Kombination zwischen Innovation und Tradition.



grey

1560CTG003
15x60 - 6"x24"



IMI
mud
1560CTG105
Antislip 15x60 - 6"x24"

IMI





B

brown

1560CTG006

15x60 - 6"x24"





honey
1560CTG002
15x60 - 6"x24"



beige

1560CTG004
15x60 - 6"x24"

08



1560CTG104
Antislip 15x60 - 6"x24"



cottage

I N O U T D O O R



SPESSORE / THICKNESS
8,5 MM

10



1560CTG003
1560CTG103
ANTISLIP
COTTAGE GREY
15x60 - 6"x24"



1560CTG001
1560CTG101
ANTISLIP
COTTAGE WHITE
15x60 - 6"x24"



1560CTG002
1560CTG102
ANTISLIP
COTTAGE HONEY
15x60 - 6"x24"



1560CTG004
1560CTG104
ANTISLIP
COTTAGE BEIGE
15x60 - 6"x24"



1560CTG006
1560CTG106
ANTISLIP
COTTAGE BROWN
15x60 - 6"x24"




1560CTG005
1560CTG105
ANTISLIP
COTTAGE MUD
15x60 - 6"x24"

* PEZZI SPECIALI SPECIAL PIECES



BATTISCOPIA
7,5x60 - 3"x24"


7560CTG001 WHITE
7560CTG002 HONEY
7560CTG003 GREY
7560CTG004 BEIGE
7560CTG005 MUD
7560CTG006 BROWN



GRADONE
16,5x60 - 6"x24"

1660CTG101 WHITE
1660CTG102 HONEY
1660CTG103 GREY
1660CTG104 BEIGE
1660CTG105 MUD
1660CTG106 BROWN

* POSA CONSIGLIATA RECOMMEND LAYING POSE RECOMMANDÉE EMPFOHLEN VERLEGUNG



NOTE / NOTES

Si consiglia una posa
con 2-3 mm di fuga.

We recommend installation
with a joint of 2-3 mm.

Nous recommandons de faire
installer au moins 2-3 mm de vol.

Wir empfehlen die Verlegung mit
Fuge von mindestens 2-3 mm.

caratteristiche tecniche


TECHNICAL FEATURES

CARACTERISTIQUES TECHNIQUES

TECHNISCHE EIGENSCHAFTEN



	CARATTERISTICA TECNICA TECHNICAL CHARACTERISTIC CARACTÉRISTIQUE TECHNIQUE TECHNISCHE EIGENSCHAFT	NORMA STANDARD NORM NORME	VALORE RICHIESTO VALUE REQUIRED VALEUR REQUISE GEFORDERTER WERT	VALORE VALUE VALEUR WERT
	Assorbimento d'acqua Water absorption Absorption d'eau Wasseraufnahme	EN ISO 10545-3	0,5%	Conforme Conforms
	Resistenza alle macchie (classi 1-5) Blots resistance (classes 1-5) Résistance aux taches (classes 1-5) Fleckenbeständigkeit (klasse 1-5)	EN ISO 10545-14	3	5
	Resistenza alla flessione Bending strength Résistance à la flexion Mechanischer Widerstand	EN ISO 10545-4	35 N/mm ²	Conforme Conforms
	Resistenza allo scivolamento Slip resistance Résistance aux glissances Rutschhemmung	metodo method B.C.R.A.	$\mu \geq 0,40$	dry: μ 0,65 wet: μ 0,63
	Resistenza al gelo Frost resistance Résistance au gel Frostbeständigkeit	EN ISO 10545-12	Nessuna alterazione No change Aucune altération Keine Änderung	Conforme Conforms



IMBALLI E PESI PACKING AND WEIGHT

		Pz. x Box	Mq x Box	Kg x Box	Box x Pall.	Mq x Pall.	Kg x Pall.
15x60 - 6"x24"	8,5	16	1,44	23,20	40	57,60	943



www.ceramicavalsecchia.it