



Minimalismo cromatico e venature ricercate caratterizzano l'eleganza formale di una superficie materica, ricca di sfumature.

Una serie ispirata alla classicità che trova la sua espressione contemporanea nel formato rettificato, per dare un tocco in più ad ambienti dall'intramontabile classe.

design cosmopolita

COSMOPOLITAN DESIGN.

Chromatic minimalism and sophisticated grain patterns distinguish the formal elegance of a textured surface that is packed with graded nuances. This series is inspired by the classical, and it finds its contemporary expression in the ground format, to add that extra touch to settings distinguished by evergreen style.

DESIGN COSMOPOLITE.

Un minimalisme chromatique et des veinures recherchées caractérisent l'élégance formelle d'une surface texturée, riche en nuances. Une série qui s'inspire au classique et qui trouve son expression contemporaine dans ce format meulé, pour donner une touche de chic intemporel aux ambiances.

KOSMOPOLITISCHES DESIGN.

Minimalismus bei Farben und Maserungen zeichnen die formale Eleganz von schattierungsreichen Materialoberflächen aus. Klassisch anmutende Serie mit zeitgenössischem Ausdruck im geschliffenen Format. Extra Touch für zeitlos schöne Ambiente.

Evolution



IN/OUTDOOR







FLOOR TILE

6060EVO003
EVOLUTION GREY
60x60 24"x24"

Grey

FLOOR TILE

3060EVO002
EVOLUTION ALMOND
30x60 12"x24"

Almond





FLOOR TILE

6060EVO004
EVOLUTION TITAN
60x60 24"x24"

Titan



FLOOR TILE

3060EVO001
EVOLUTION ICE
30x60 12"x24"

WALL TILE

1030EVO003
EVOLUTION GREY
10x30 4"x12"

Grey

FLOOR TILE

1030EVO003
EVOLUTION GREY
10x30 4"x12"





EVOLUTION

Gres porcellanato smaltato
 Glazed porcelain tiles
 Carreaux de porcelain émaillé
 Glasiertes feinsteinzeug

SPESSORE
 THICKNESS  9,5 MM



PEI
 IV

B (A+B)
 DIN 51097

R9
 DIN 51130

R10
 ANTISLIP
 DIN 51130

sostanziale
 substantial




almond




ice

FORMATI SIZES



60x60
 24"x24"



60x60 - 24"x24"
 ANTISLIP



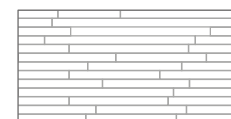
30x60
 12"x24"



RETTIFICATO


10x30
 4"x12"

MURETTO EVOLUTION



30x60
 12"x24"

MOSAICO SU RETE TESSERE 5x5 - 2"x2"



30x30
 12"x12"

ICE **6060EVO001**
 ALMOND **6060EVO002**
 GREY **6060EVO003**
 TITAN **6060EVO004**

-
6060EVO102
6060EVO103
 -

3060EVO001
3060EVO002
3060EVO003
3060EVO004

1030EVO001
1030EVO002
1030EVO003
1030EVO004

3060EVO101
3060EVO102
3060EVO103
3060EVO104

3030EVO101
3030EVO102
3030EVO103
3030EVO104



PEZZI SPECIALI
SPECIAL PIECES

BATTISCOPIA



7,5x30
3"x12"

ICE
ALMOND
GREY
TITAN

7530EVO001
7530EVO002
7530EVO003
7530EVO004

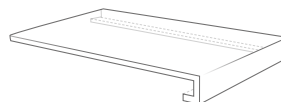
GRADINO LINEARE
COSTA RETTA



30x60x3,2x3
12"x24"x1"x1.2"

3060EVO111
3060EVO112
3060EVO113
3060EVO114

GRADINO ANGOLARE
COSTA RETTA (SX/DX)



30x60x3,2x3
12"x24"x1"x1.2"

3060EVO211
3060EVO212
3060EVO213
3060EVO214

NOTE
NOTES

Si consiglia una posa con
2-3 mm di fuga.






We recommend installation
with a joint of 2-3 mm.

Nous recommandons de faire
installer au moins 2-3 mm de vol.

Wir empfehlen die Verlegung mit
Fuge von mindestens 2-3 mm.

CARATTERISTICHE TECNICHE

Technical features
Caracteristiques techniques
Technische eigenschaften

	CARATTERISTICA TECNICA TECHNICAL CHARACTERISTIC CARACTÉRISTIQUE TECHNIQUE TECHNISCHE EIGENSCHAFT	NORMA STANDARD NORM NORME	VOLORE RICHIESTO VALUE REQUIRED VALEUR REQUISE GEFORDERTER WERT	VALORE VALUE VALEUR WERT
	Assorbimento d'acqua Water absorption Absorption d'eau Wasseraufnahme	EN ISO 10545-3	0,5%	Conforme Conforms
	Resistenza alle macchie (classi 1-5) Blots resistance (classes 1-5) Résistance aux taches (classes 1-5) Fleckenbeständigkeit (klasse 1-5)	EN ISO 10545-14	3	5
	Resistenza alla flessione Bending strength Résistance à la flexion Mechanischer Widerstand	EN ISO 10545-4	35 N/mm ²	Conforme Conforms
	Resistenza allo scivolamento Slip resistance Résistance aux glissances Rutschhemmung	metodo method B.C.R.A.	$\mu \geq 0,40$	dry: μ 0,47 wet: μ 0,54
	Resistenza al gelo Frost resistance Résistance au gel Frostbeständigkeit	EN ISO 10545-12	Nessuna alterazione No change Aucune altération Keine Änderung	Conforme Conforms

IMBALLI E PESI

Packing & weight
Emballages et poids
Verpackungen un Gewichte

SIZE	÷	PZ	BOX			PALLET		
			MQ	KG	BOX	MQ.	KG	
60x60 - 24"x24"	9,5	3	1,08	22,35	40	43,20	914	
30x60 - 12"x24"	9,5	6	1,08	21,00	40	43,20	860	
10x30 - 4"x12"	9,5	30	0,90	18,00	50	45,00	920	
30x60 - 12"x24" MURETTO	9,5	6	1,08	21,00	40	43,20	860	
30x30 - 12"x12" MOSAICO	9,5	6	0,54	9,00	30	16,20	290	

CULLA & CARTELLE
PORTACAMPIONI



Evolution
IN / OUTDOOR



www.ceramicavalsecchia.it