





MAGNUM

PERFORMANCE DI SPESSORE

Pratico e versatile, dalle elevate caratteristiche tecniche è la scelta ideale per ambienti esterni residenziali e commerciali.

EXTRA THICK PERFORMANCE

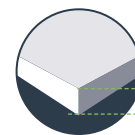
Practical and versatile, with superior technical characteristics, this is the ideal choice for residential and commercial outdoor areas.



**FACILE E VELOCE
DA POSARE** ✓
QUICK AND EASY
TO INSTALL

**REMOVIBILE ED
ISPEZIONABILE** ✓
REMOVABLE AND
INSPECTABLE

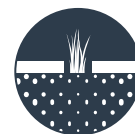
RIUTILIZZABILE ✓
REUSABLE



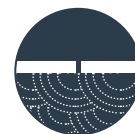
SPESSORE
THICKNESS
2 CM



**POSA SOPRAELEVATA
CON SUPPORTI**
RAISED INSTALLATION
WITH SUPPORTS



**POSA DIRETTA SU:
ERBA / GHIAIA / SABBIA**
INSTALLATION ONTO:
GRASS / GRAVEL / SAND



**POSA TRADIZIONALE
CON COLLANTE**
TRADITIONAL
INSTALLATION
WITH ADHESIVES



GAJA

Gres porcellanato smaltato
Glazed porcelain tiles
Carreaux de porcelain émaillé
Glasiertes Feinsteinzeug

SPESSORE
THICKNESS  20 MM



rettificato
rectified



PEI
IV



B (A+B)
DIN 51097



R11
DIN 51130



sostanziale
substantial



SGJGYR60
GAJA GREY RETT.
60x60 24"x24"



SGJDKR60
GAJA DARK RETT.
60x60 24"x24"



SGJSNR60
GAJA SAND RETT.
60x60 24"x24"





NEWPORT

Gres porcellanato smaltato
Glazed porcelain tiles
Carreaux de porcelain émaillé
Glasiertes feinsteinzeug

SPESSORE
THICKNESS  20 MM



rettificato
rectified



PEI
IV



B (A+B)
DIN 51097



R11
DIN 51130



sostanziale
substantial




NPG602R
NEWPORT GRIGIO RETT.
60x60 24"x24"



NPT602R
NEWPORT TORTORA RETT.
60x60 24"x24"

IMPASTO COLORATO
COLORED BODY





AXIS

Gres porcellanato smaltato
Glazed porcelain tiles
Carreaux de porcelain émaillé
Glasiertes feinsteinzeug

SPESSORE
THICKNESS  20 MM



rettificato
rectified



PEI
IV



B (A+B)
DIN 51097



R11
DIN 51130



sostanziale
substantial



SAXEU60
AXIS EUCALIPTO RETT.
60x60 24"x24"







SAXRO60
AXIS ROVERE RETT.
60x60 24"x24"

IMPASTO COLORATO
COLORED BODY



CARATTERISTICHE TECNICHE

Technical features
Caracteristiques techniques
Technische eigenschaften

	CARATTERISTICA TECNICA TECHNICAL CHARACTERISTIC CARACTÉRISTIQUE TECHNIQUE TECHNISCHE EIGENSCHAFT	NORMA STANDARD NORM NORME	VALORE RICHIESTO VALUE REQUIRED VALEUR REQUISE GEFORDERTER WERT	VALORE VALUE VALEUR WERT
	Assorbimento d'acqua Water absorption Absorption d'eau Wasseraufnahme	EN ISO 10545-3	0,5%	Conforme Conforms
	Resistenza alle macchie (classi 1-5) Blots resistance (classes 1-5) Résistance aux taches (classes 1-5) Fleckenbeständigkeit (klasse 1-5)	EN ISO 10545-14	3	Conforme Conforms
	Resistenza alla flessione Bending strength Résistance à la flexion Mechanischer Widerstand	EN ISO 10545-4	35 N/mm ²	Conforme Conforms
	Resistenza al gelo Frost resistance Résistance au gel Frostbeständigkeit	EN ISO 10545-12	Nessuna alterazione No change Aucune altération Keine Änderung	Conforme Conforms

CULLA & CARTELLE
PORTACAMPIONI



IMBALLI E PESI

Packing & weight
Emballages et poids
Verpackungen un Gewichte

SIZE	÷	PZ	BOX		PALLET		
			MQ	KG	BOX	MQ.	KG
60x60 24"x24" AXIS / GAJA	20	2	0,72	32,00	30	21,60	980
60x60 24"x24" NEWPORT	20	2	0,72	32,00	32	23,04	1060



Ceramica Valsecchia SINCE
1956
ENJOY YOUR TILE

Via Canale, 200 42013 Casalgrande (RE) Italy

Tel. +39 0536 874611 Fax +39 0536 859726

 info@ceramicavalsecchia.it
www.ceramicavalsecchia.it